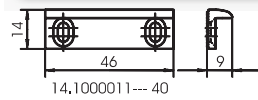
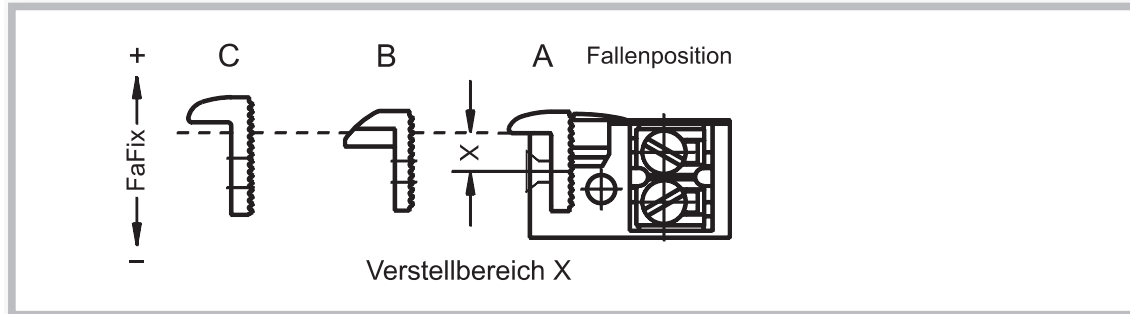
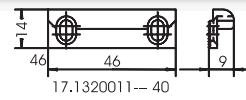


Aufschraub-Stücke für die Modelle 14, 24, 34 / 17, 27, 37 / 19, 29, 39

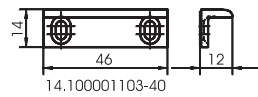
Für Elektro-Türöffner mit FaFix und Austausch-
stücken steht eine
Palette von zusätzlichen
Aufschraubstücken zur
Verfügung. Damit können
in einem weiten Bereich
konstruktiv Anpassungen
an Zargen und Schlösser
realisiert werden.



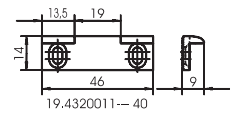
$x = 7,6 + 3 \text{ mm}$



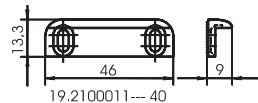
$x = 3,1 + 3 \text{ mm}$



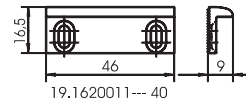
$x = 7,6 + 3 \text{ mm}$



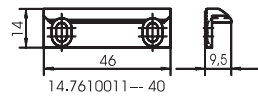
$x = 7,6 + 3 \text{ mm}$



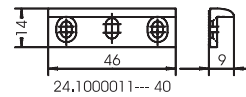
$x = 6,6 + 4 \text{ mm}$



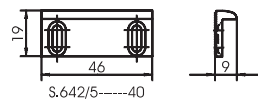
$x = 9,1 + 4 \text{ mm}$



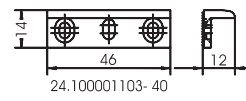
$x = 5,7 + 3 \text{ mm}$



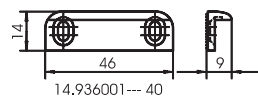
$x = 7,6 + 2 \text{ mm}$



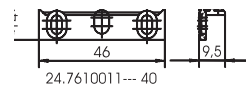
$x = 9,1 + 6 \text{ mm}$



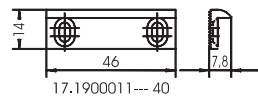
$x = 7,6 + 2 \text{ mm}$



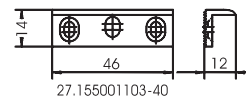
$x = 6,6 + 3 \text{ mm}$



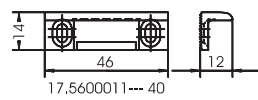
$x = 5,7 + 3 \text{ mm}$



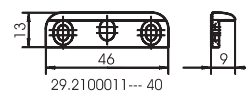
$x = 7,6 + 3 \text{ mm}$



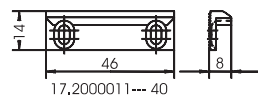
$x = 8,6 + 2 \text{ mm}$



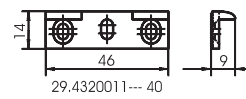
$x = 7,6 + 3 \text{ mm}$



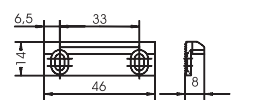
$x = 7,6 + 2 \text{ mm}$



$x = 5,7 + 3 \text{ mm}$

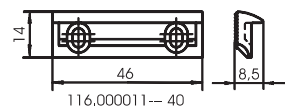
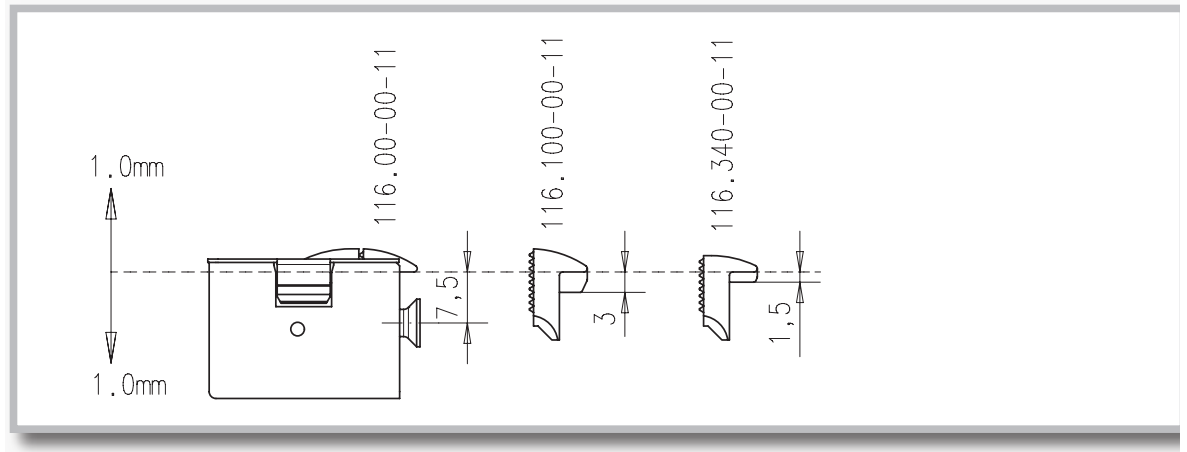


$x = 7,6 + 2 \text{ mm}$

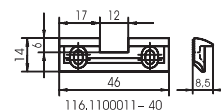


$x = 5,7 + 3 \text{ mm}$

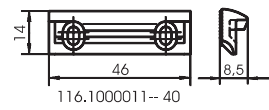
Aufschraub-Stücke für die Modelle 116, 126, 136 / 111



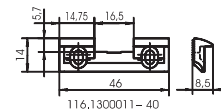
x = 7,5 ± 1 mm



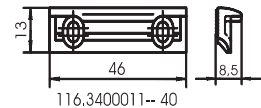
x = 6,5 ± 1 mm



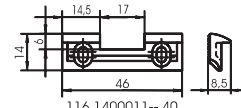
x = 4,5 ± 1 mm



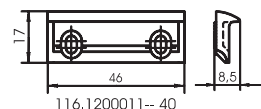
x = 7,5 ± 1 mm



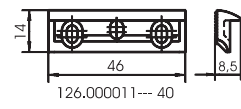
x = 6,0 ± 1 mm



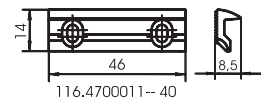
x = 7,5 ± 1 mm



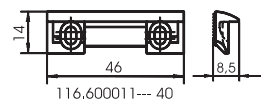
x = 9,5 ± 1 mm



x = 7,5 ± 1 mm



x = 6,5 ± 1 mm



x = 6,5 ± 1 mm

Aufschraub-Stücke für das Modell 118

